

LEADING UP!

NOVEMBER 2022

LEADERSHIP WINESKIN SESSION

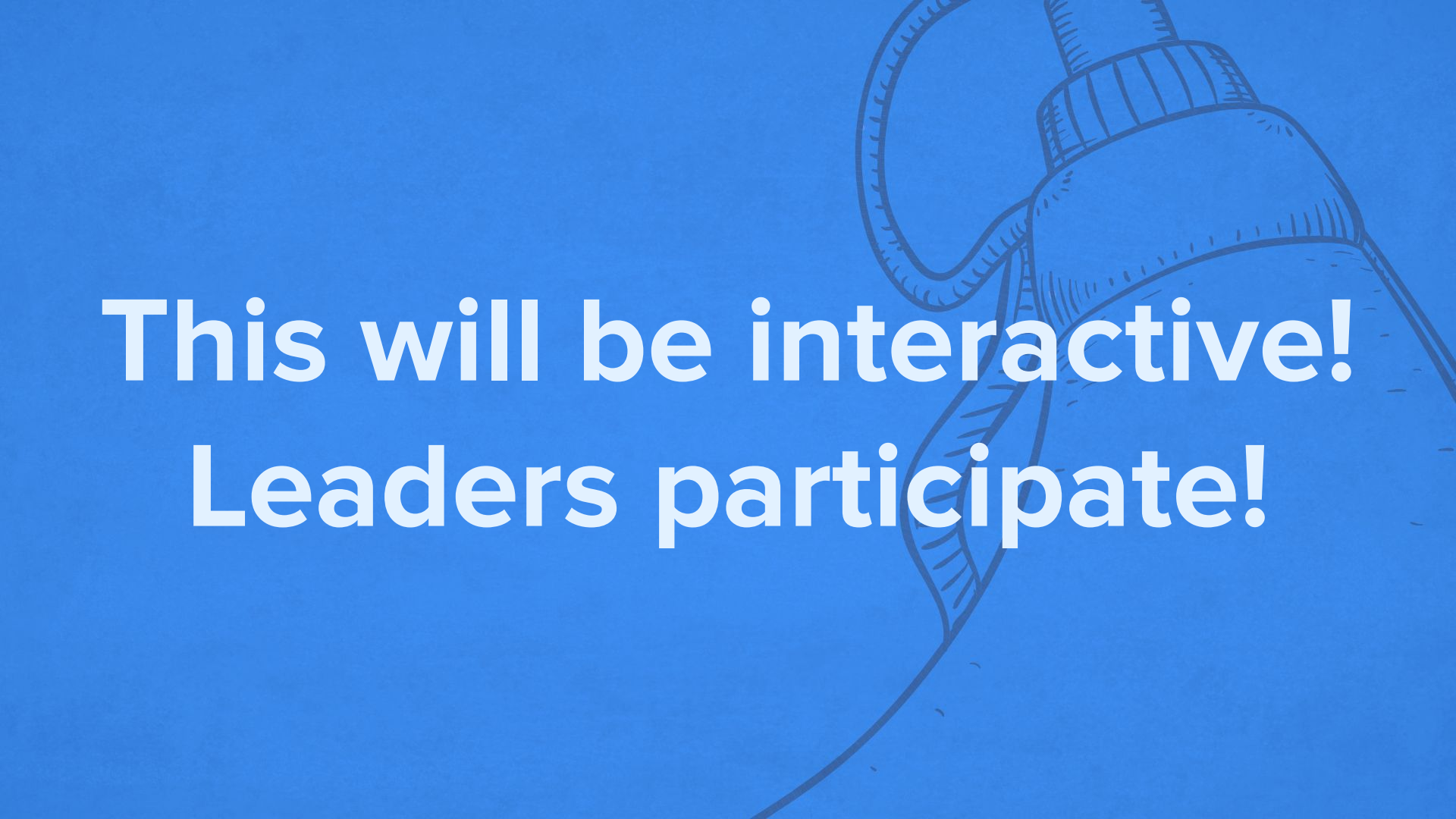
WITH RICK & TANISHA WATSON



The Watsons

- Married 29 years on September 18th!
- 2 children, 3 grandchildren
- Over 20 years of serving in various capacities:
At one time or another we have served in almost every facet of church
- Run two successful businesses, but always endeavor to serve the local church in whatever capacity we can
- In serving, it is always our desire to “lighten the load” of the pastor(s) so that they can accomplish what they have been called to do...***preaching & teaching God’s word.***





This will be interactive!
Leaders participate!



Introduce yourself

Name?

Ministry you serve in?

How long at Unity?



**Name some
inspirational leaders!**

**Why do you
consider them great?**



What does
LEADERSHIP
mean to you?

Practical Leadership Principles/Application

- Leadership within a church, this church, is an honor to not take lightly
- Everyone who serves is in leadership (*leadership = influence*)
- Remember - Jesus said that “Whoever wants to be first must take last place and be the servant of everyone else.” *Mark 9:35 NLT*

Practical Leadership Principles/Application



- Your relationships should be reflective of the “3-tiers” we can find in the Bible
 - Paul (teacher)
 - Barnabas (friend)
 - Timothy (student)
 - Which role(s) do you play in your relationship(s)?
 - Can you say you fill each role in different relationships?
 - If one role is missing, you should pray and seek them out.
 - ***BALANCE!***

Practical Leadership Principles/Application



- John Maxwell teaches on the leading in different “directions” in his book *The 360° Leader*
 - Leading “Upward”
 - Leading “Across”
 - Leading “Down”
- Today, we will focus on ***Leading Upward***
(*leading from the middle*)

7 Myths of Leading From the Middle



1. The Position Myth - “I can’t lead if I’m not at the top.”
2. The Destination Myth - “When I get to the top, then I’ll learn to lead.”
3. The Influence Myth - “If I were at the top, then people would follow me.”
4. The Inexperience Myth - “When I get to the top I’ll be in control.”
5. The Freedom Myth - “When I get to the top I’ll no longer be limited.”
6. The Potential Myth - “I can’t reach my potential if I’m not the top leader.”
7. The All-or-Nothing Myth - “If I can’t make it to the top then I won’t try to lead.”

Do you see a common thread?



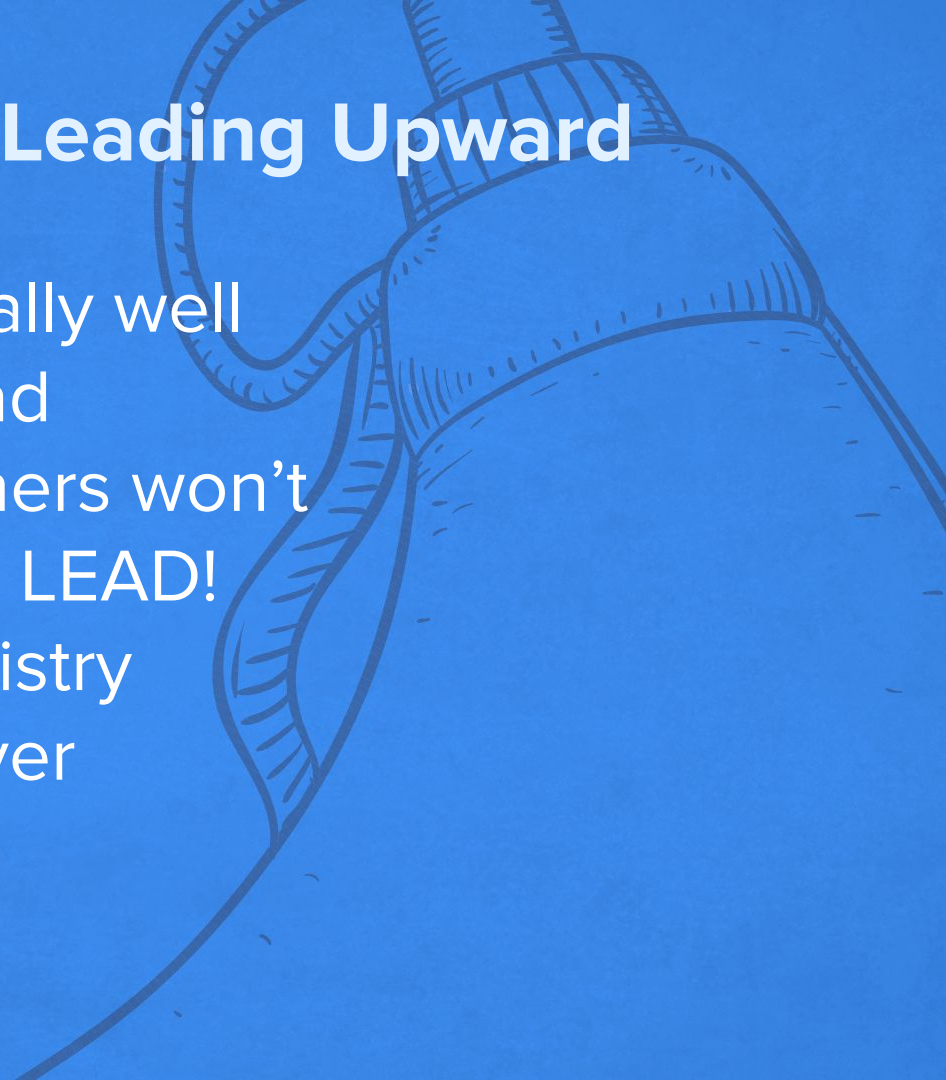
Leading Upward

*“So Moses heeded the voice of his father-in-law
and did all that he said.”*

- Exodus 18:24

6 Keys to Successfully Leading Upward

1. Lead yourself exceptionally well
2. Lighten your leader's load
3. Be willing to do what others won't
4. Do more than manage – LEAD!
5. Invest in relational chemistry
6. Become a/the go-to player



1. Lead Yourself Exceptionally Well

- Learn to lead yourself before you try to lead others.
- The keys to leading yourself well are self-management and self-discipline.
- Nothing will make a greater positive impression on those leading you than your ability to lead yourself.




1. Lead Yourself Exceptionally Well

Areas in which a leader must manage themselves:

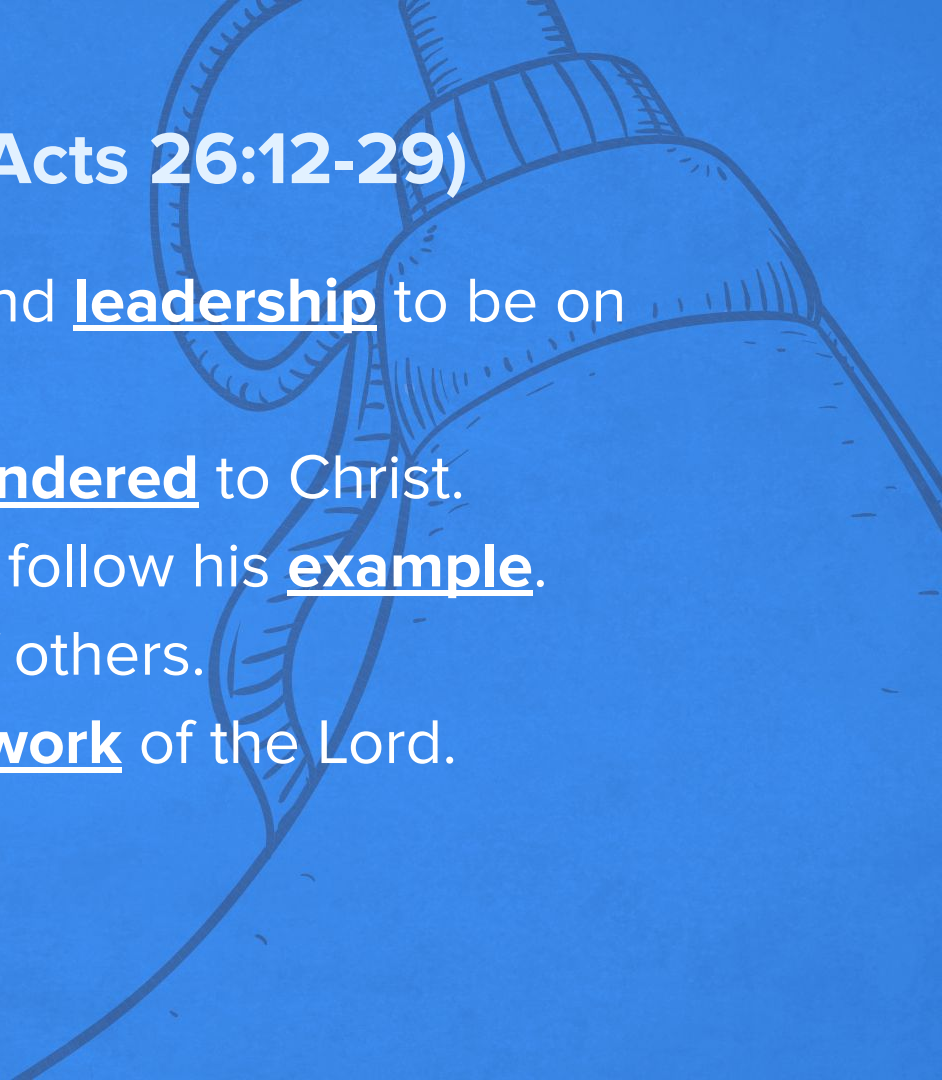
1. Manage your emotions.
2. Manage your time.
3. Manage your priorities.
4. Manage your energy.
5. Manage your thinking.
6. Manage your words.
7. Manage your personal life.



3 Pivotal Statements for Every Leader

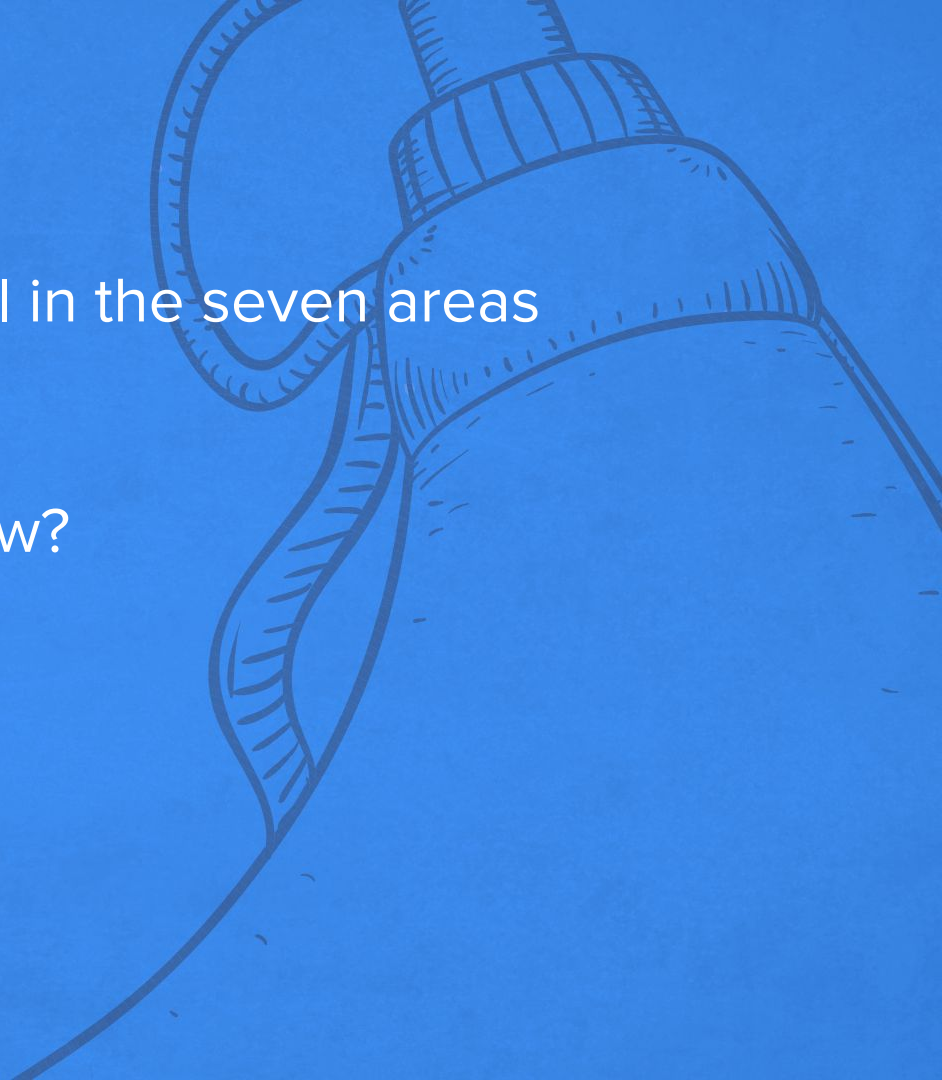
- If I can't lead myself, others won't follow me.
 - If I can't lead myself, others won't respect me.
 - If I can't lead myself, others won't partner with me.
- 

Biblical Case Study: Paul (Acts 26:12-29)

1. Paul was willing for his life and leadership to be on display.
 2. He modeled a life fully surrendered to Christ.
 3. He encouraged everyone to follow his example.
 4. He sacrificed for the sake of others.
 5. He gave himself fully to the work of the Lord.
- 

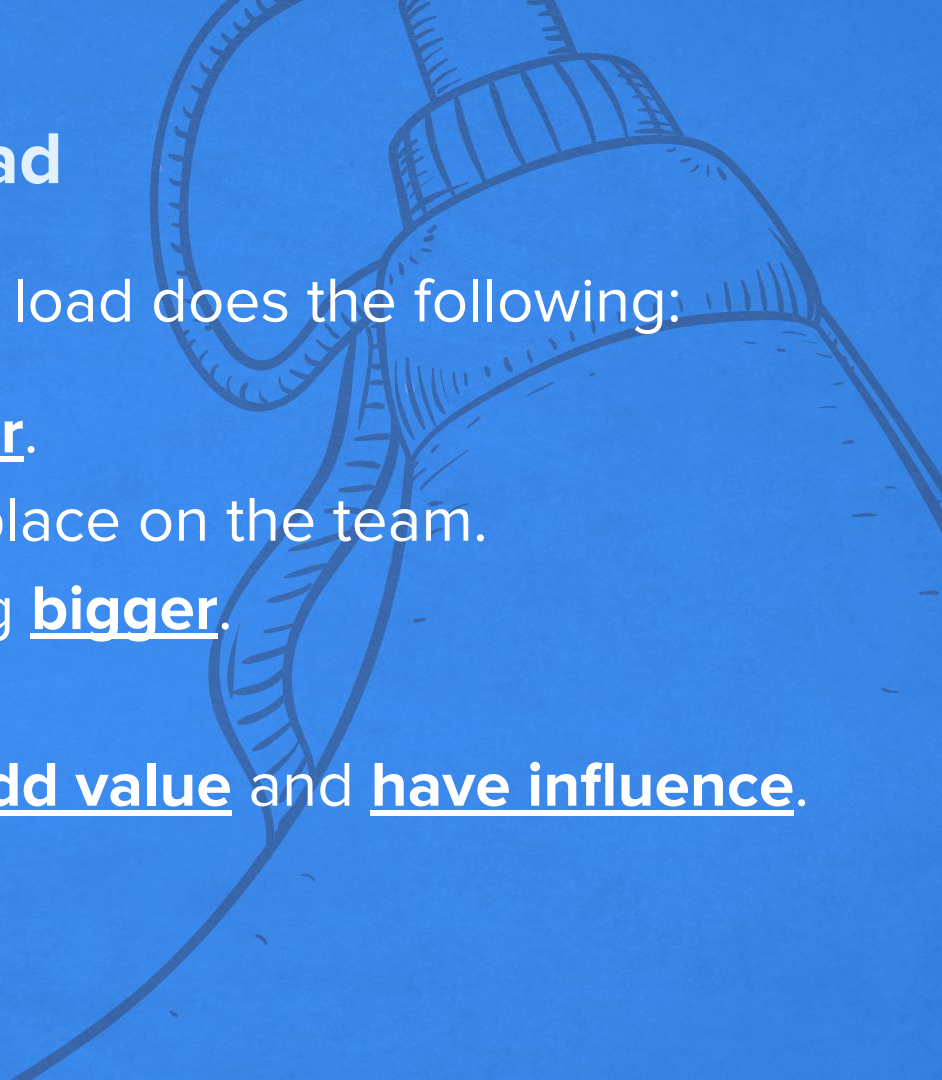
Discussion Time!

- Are you leading yourself well in the seven areas listed?
- Where can you improve? How?



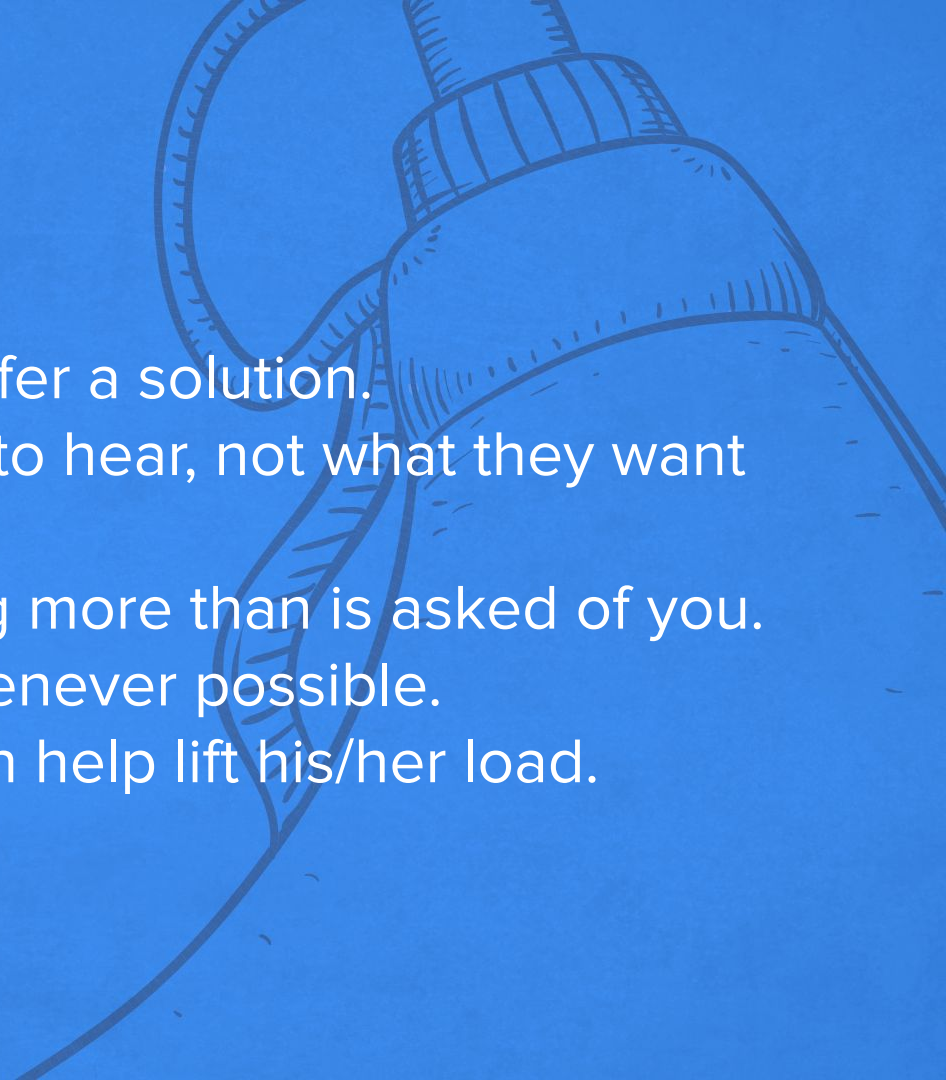
2. Lighten your leader's load

Helping the top leader carry the load does the following:

1. Shows you are a team player.
 2. Shows your gratitude for a place on the team.
 3. Makes you part of something bigger.
 4. Gets you noticed.
 5. Increases your chances to add value and have influence.
- 

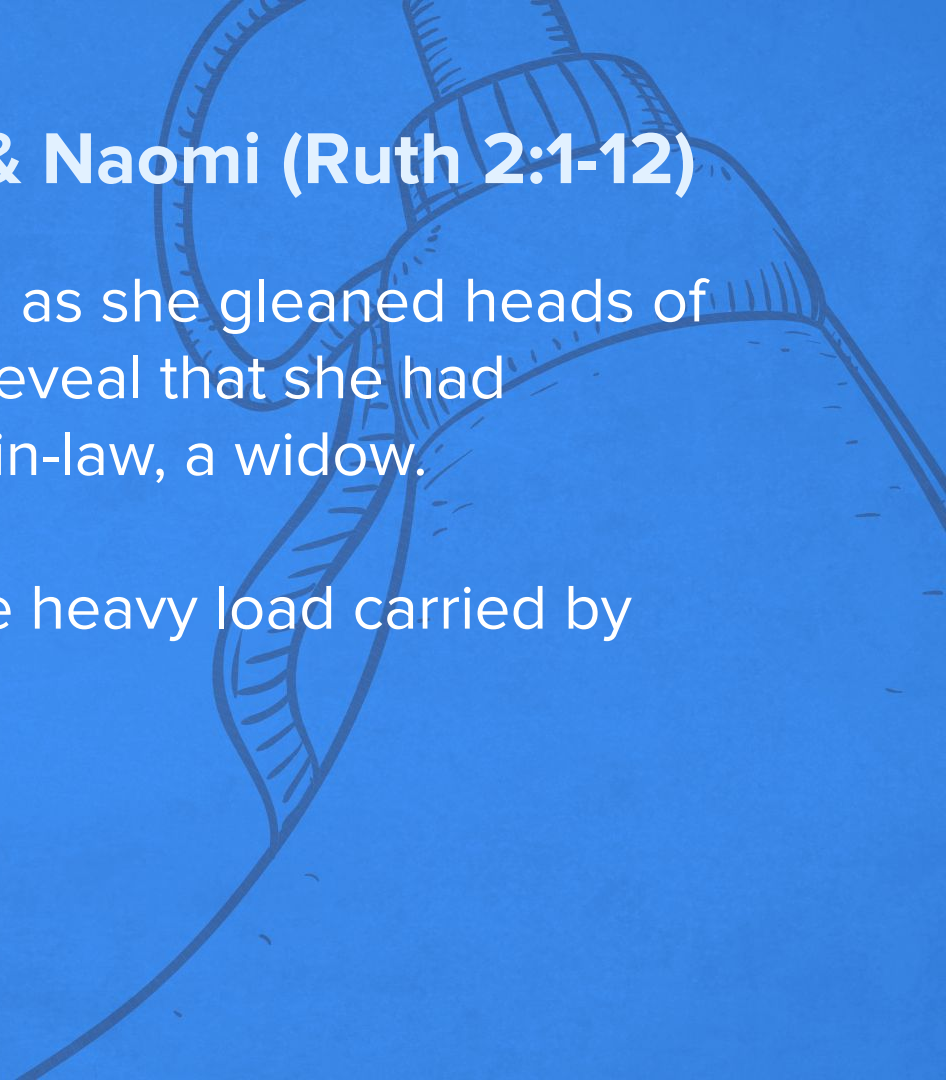
Follow these principles

- Do your own job well first.
- When you find a problem, offer a solution.
- Tell leaders what they need to hear, not what they want to hear. *(This can be tricky!)*
- Go the second mile by doing more than is asked of you.
- Stand up for your leader whenever possible.
- Ask your leader how you can help lift his/her load.



Biblical Case Study: Ruth & Naomi (Ruth 2:1-12)

- Boaz extended favor to Ruth as she gleaned heads of grain in his field. His words reveal that she had faithfully served her mother-in-law, a widow.
- Ruth 2:11 - Ruth lightened the heavy load carried by Naomi



Discussion Time!

- What are two ways you could help lighten your leader's load?



3. Be willing to do what others won't do

John Maxwell teaches several things to do to become a 360 Degree Leader who leads up:

1. Take on the tough job(s).
2. Work hard even if no one notices you.
3. Learn to get along with difficult people.
4. Be a risk taker.
5. Admit faults, but never make excuses.
6. Do more than is expected of you.
7. Be first to volunteer to help others.
8. Perform tasks that are not in your job description.

Remember - The goal is more important than the role!

Biblical Case Study: Gideon (Judges 6:11 - 7:25)

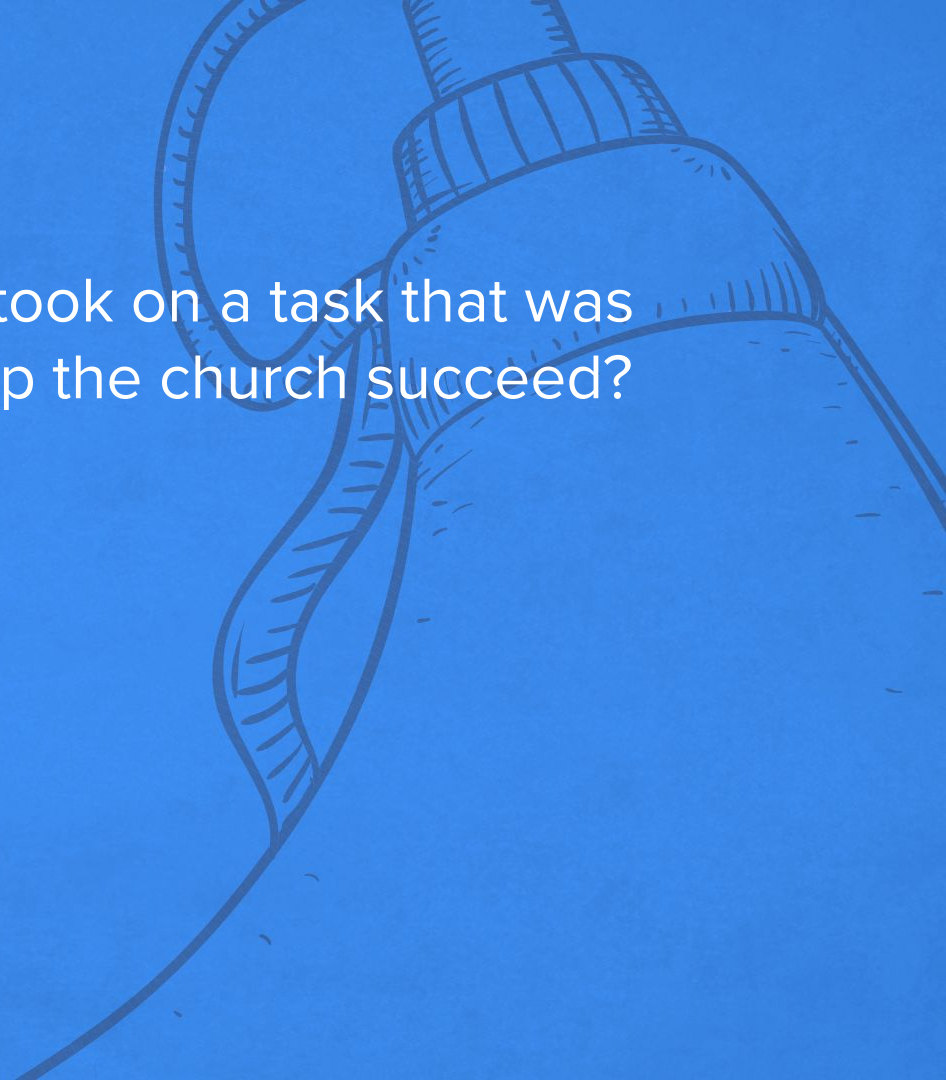
Gideon took on the very difficult task of fighting the Midianites. Even though he had serious doubts about his qualifications to lead, he was willing to take on the tough task.

He followed three key steps to victory:

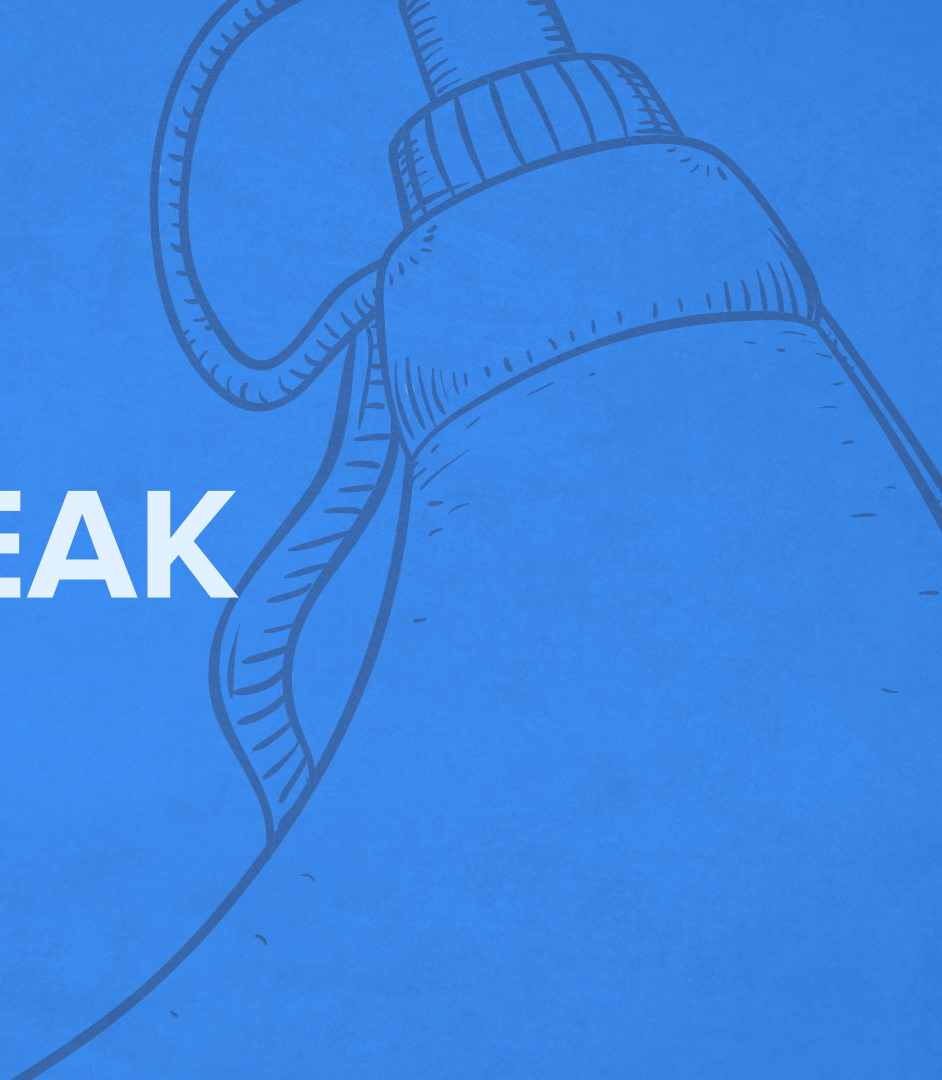
1. He was willing to assume responsibility.
2. He anticipated positive results.
3. He was willing to be a risk-taker.

Discussion Time!

- When was the last time you took on a task that was not “your job” in order to help the church succeed?



BREAK



4. Do more than manage - Lead!

- Leaders must be good managers, but managers are not necessarily good leaders.
- Leadership is much more than management.



4. Do more than manage - Lead!

Leadership is:

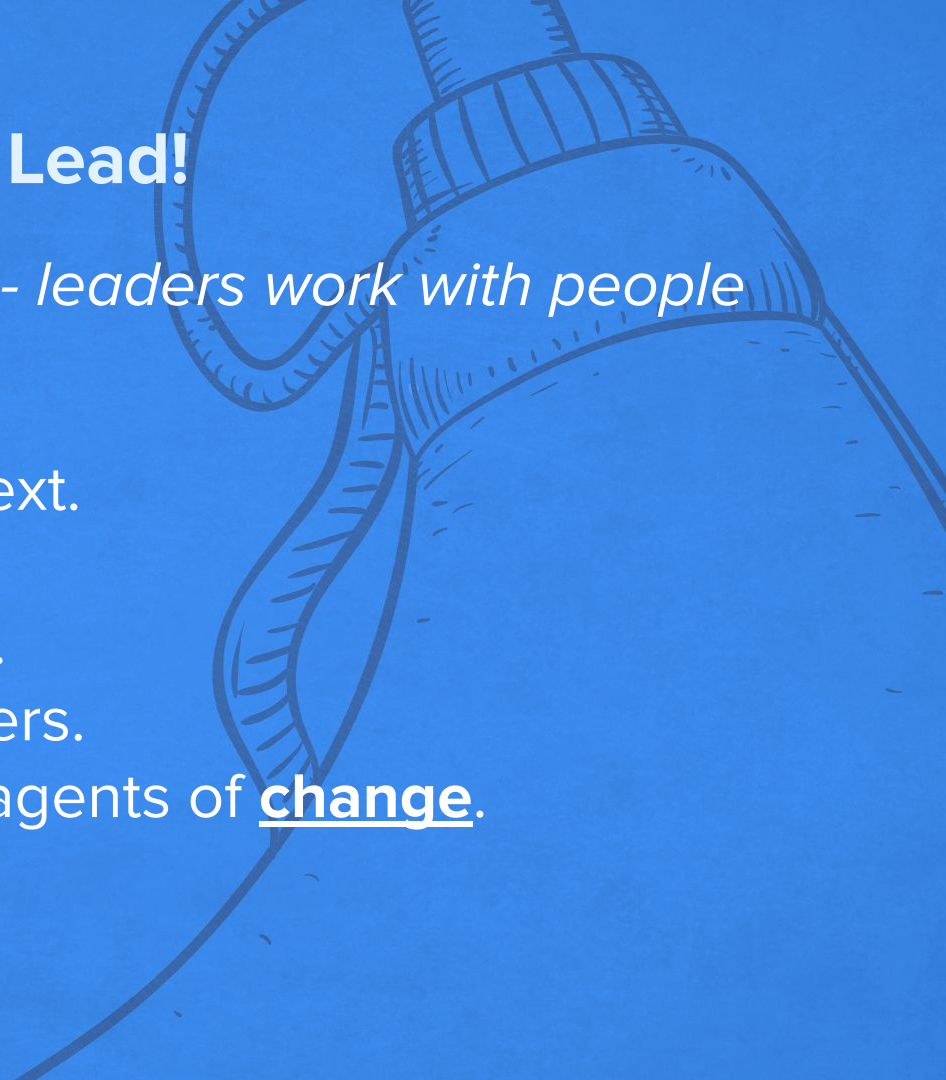
1. **People** more than projects
2. **Movement** more than maintenance
3. **Art** more than science
4. **Intuition** more than formula
5. **Vision** more than procedure
6. **Risk** more than caution
7. **Action** more than reaction
8. **Relationships** more than rules
9. **Who you are** more than what you do



4. Do more than manage - Lead!

Managers work with processes - leaders work with people

1. Leaders think longer term.
2. Leaders see the larger context.
3. Leaders push boundaries.
4. Leaders see the intangibles.
5. Leaders invest power in others.
6. Leaders see themselves as agents of change.



Biblical Case Study: Deborah (Judges 4:1-24, 5:1-9, 31)

Deborah was able to gain the respect of a male-dominated culture in Israel in about 1100 B.C. She became one of the greatest leaders of her generation, bringing peace to her people for forty years.

Here are some marks of her leadership:

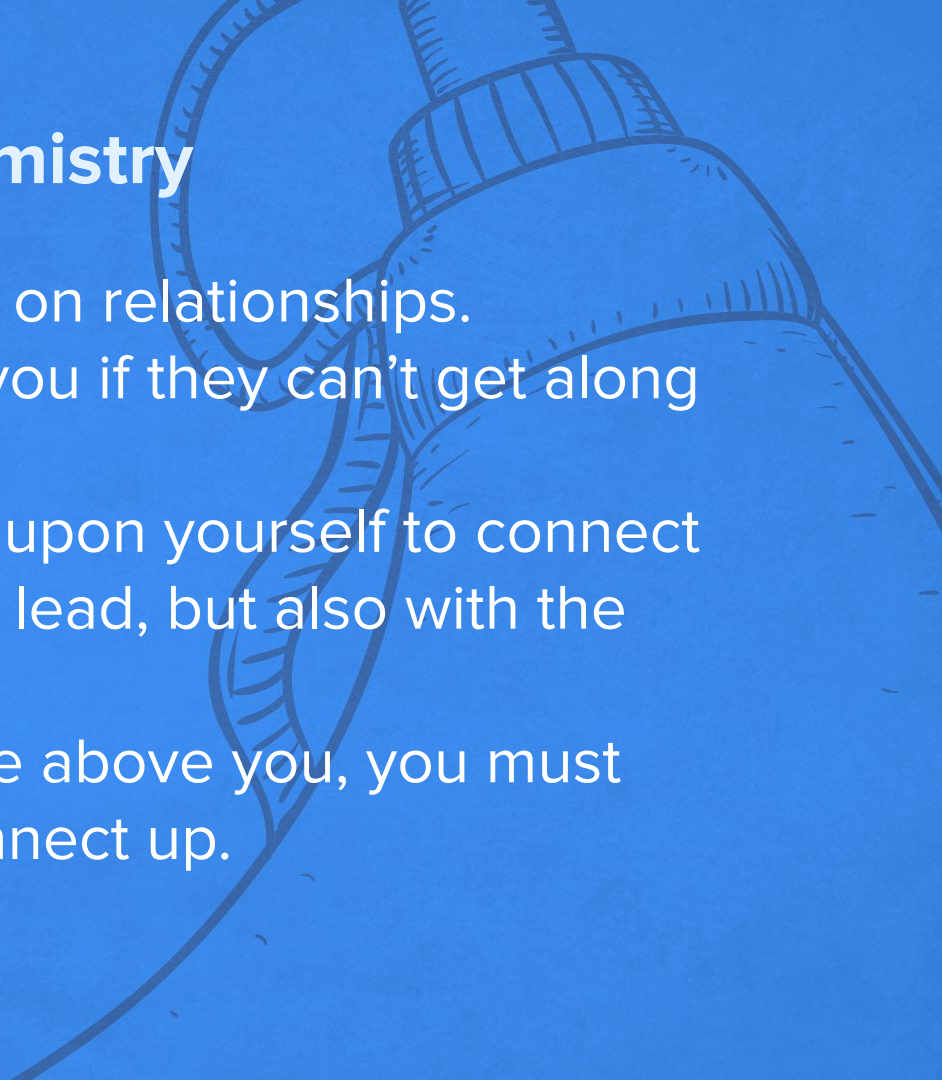
1. She exceeded the expectations of others.
2. She stood firm on her convictions.
3. She possessed uncommon security and maturity.
4. She valued her team.
5. She helped others experience success.
6. She thought ahead of others.

Discussion Time!

- Discuss the difference between management and leadership.



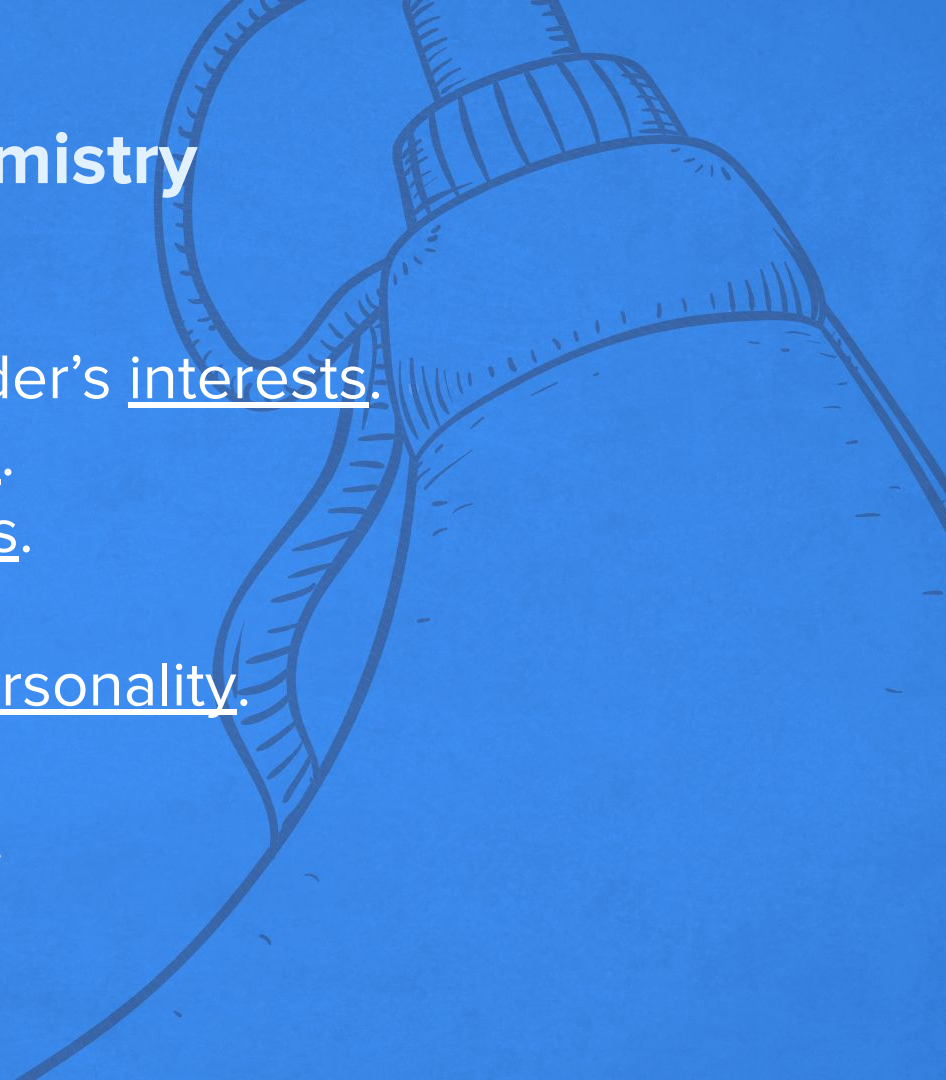
5. Invest in Relational Chemistry

- All good leadership is based on relationships.
 - People won't go along with you if they can't get along with you.
 - As a leader, you must take it upon yourself to connect not only with the people you lead, but also with the person who leads you.
 - If you want to influence those above you, you must take the responsibility to connect up.
- 

5. Invest in Relational Chemistry

Here's how to get started:

1. Know and relate to your leader's interests.
2. Know your leader's priorities.
3. Know your leader's strengths.
4. Support your leader's vision.
5. Understand your leader's personality.
6. Earn your leader's trust.
7. Respect your leader's family.



Biblical Case Study: Naaman & the Servant Girl (2 Kings 5:1-14)

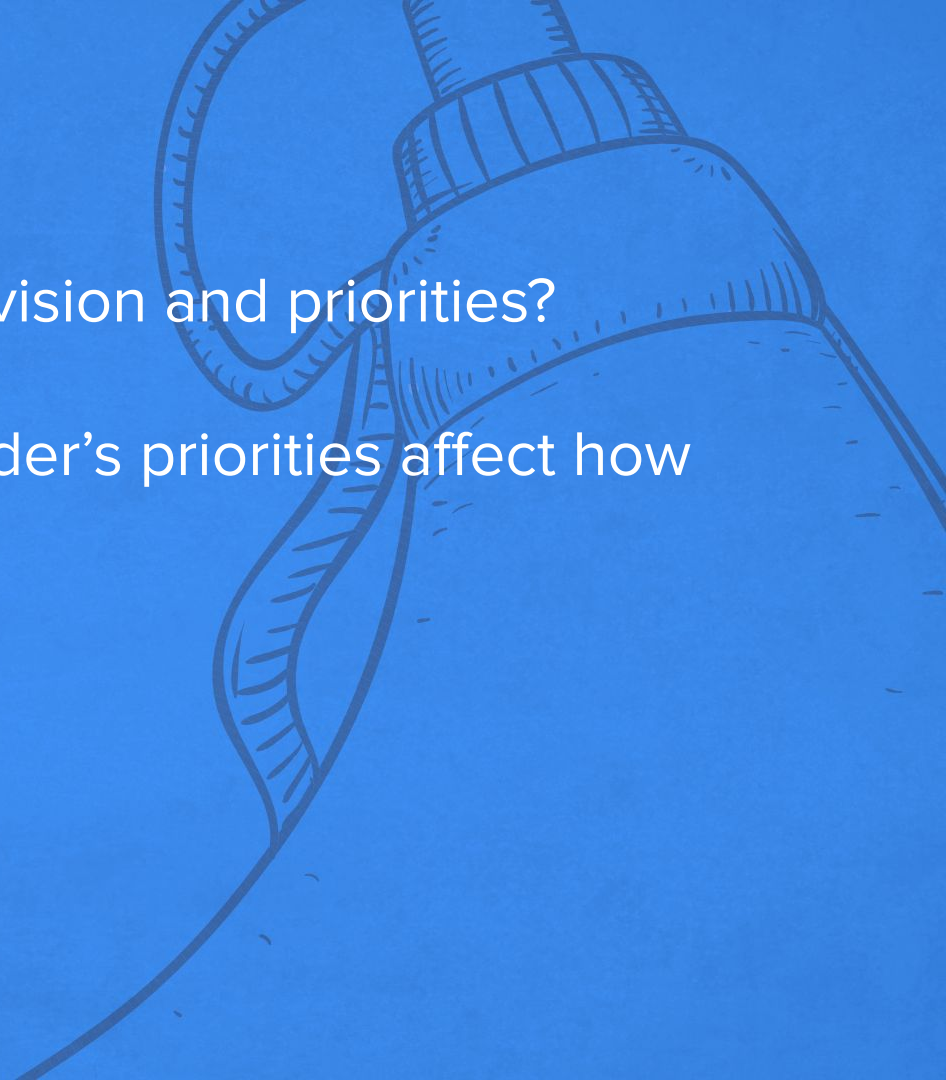
She was captured by the Syrian army during a raid into Israel. She was a servant to Naaman's wife. Naaman was a great and honorable man, commander of the army of the king of Syria. But he had leprosy.

How did this lowly servant girl influence one of the most powerful men of his day?

1. She earned the trust of those she served.
2. She cared about the well-being of those she served.
3. She took the initiative in adding value to Naaman.
4. Her influence reached all the way to the King's palace.

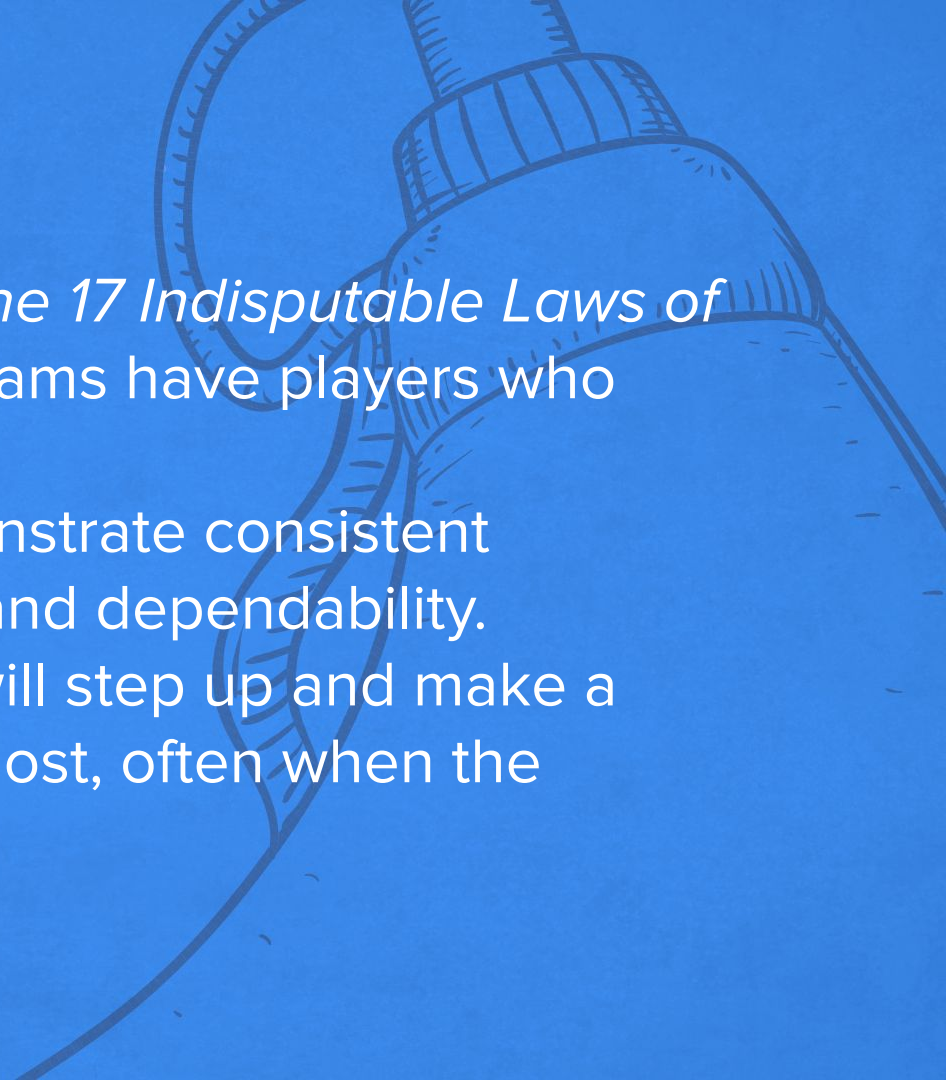
Discussion time!

- Can you state your leader's vision and priorities?
- How does knowing your leader's priorities affect how you can lead up?



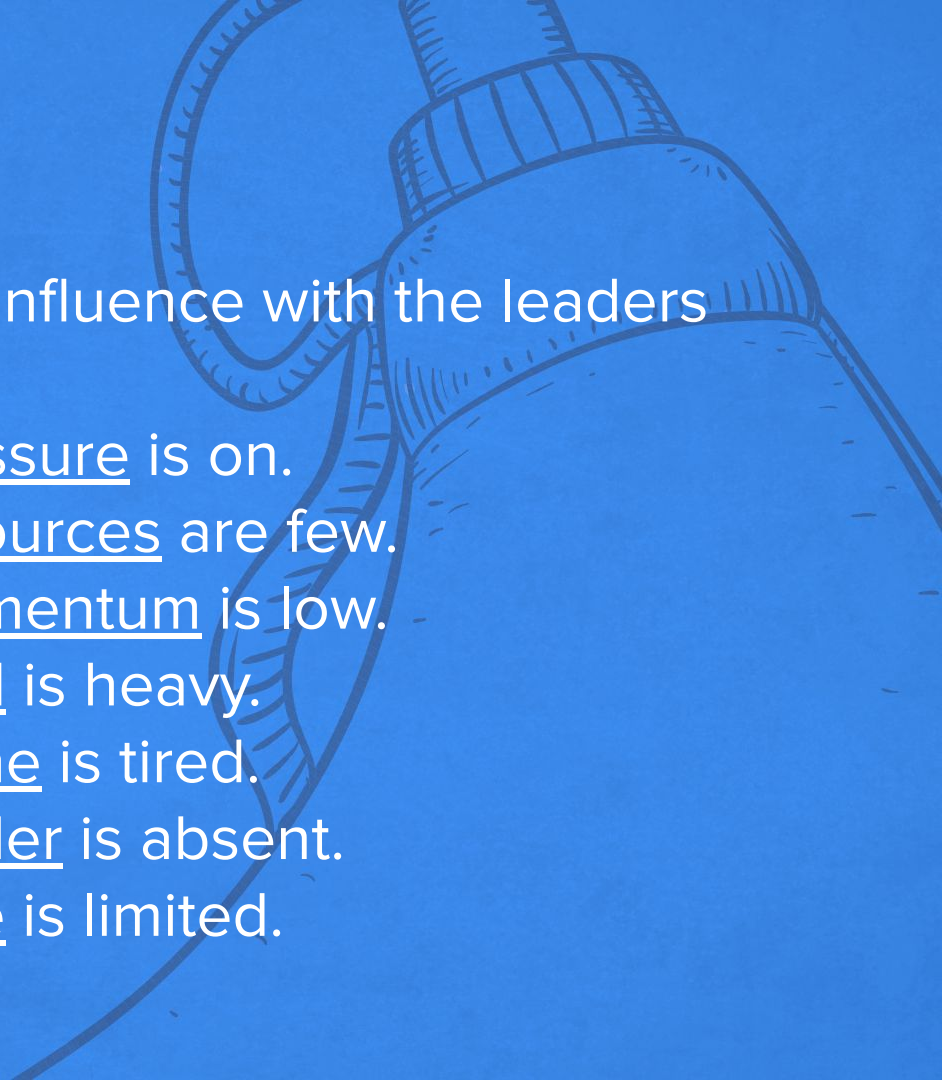
6. Become a Go-To Player

- The Law of the Catalyst in *The 17 Indisputable Laws of Teamwork* says, “Winning teams have players who make things happen.”
- These team members demonstrate consistent competence, responsibility and dependability.
- These are the people who will step up and make a difference when it matters most, often when the pressure is greatest.



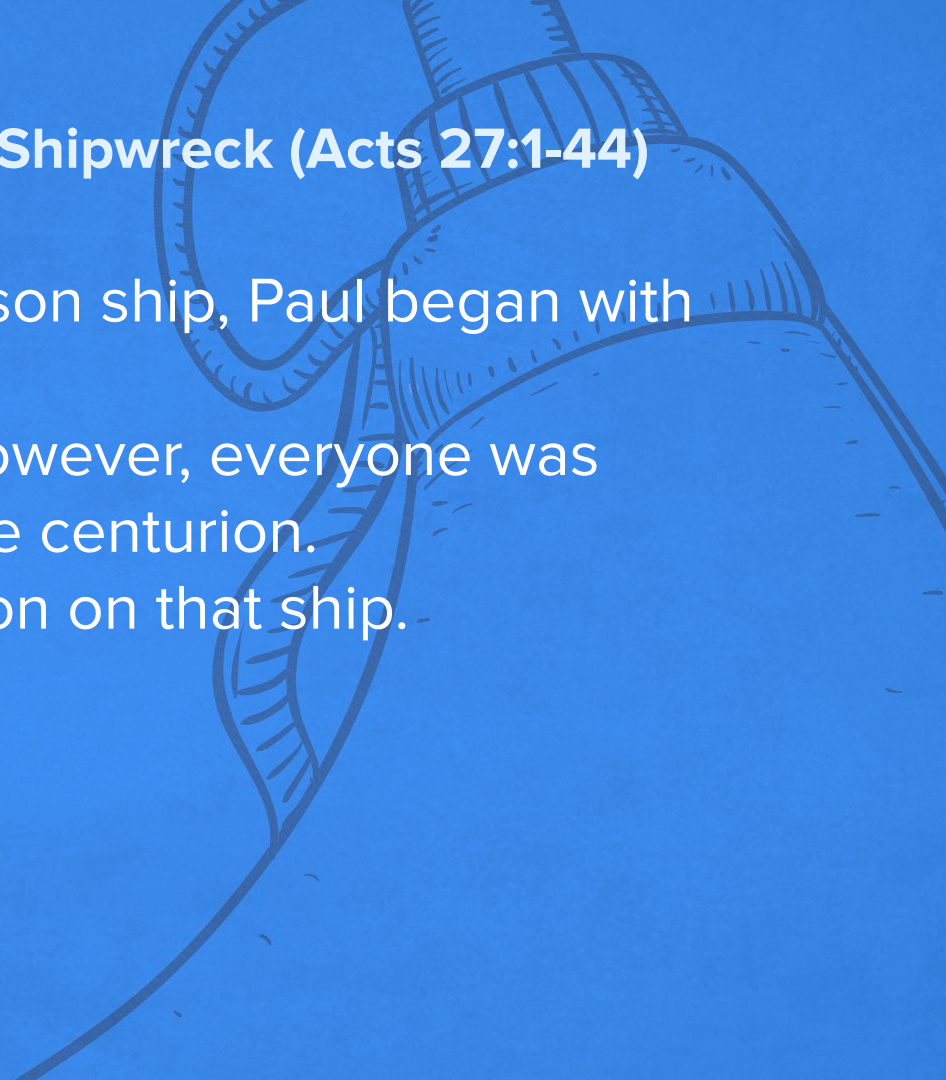
6. Become a Go-To Player

Go-to players gain tremendous influence with the leaders above them. They produce!

1. They produce when the pressure is on.
 2. They produce when the resources are few.
 3. They produce when the momentum is low.
 4. They produce when the load is heavy.
 5. They produce when everyone is tired.
 6. They produce when the leader is absent.
 7. They produce when the time is limited.
- 

Biblical Case Study: Paul and the Shipwreck (Acts 27:1-44)

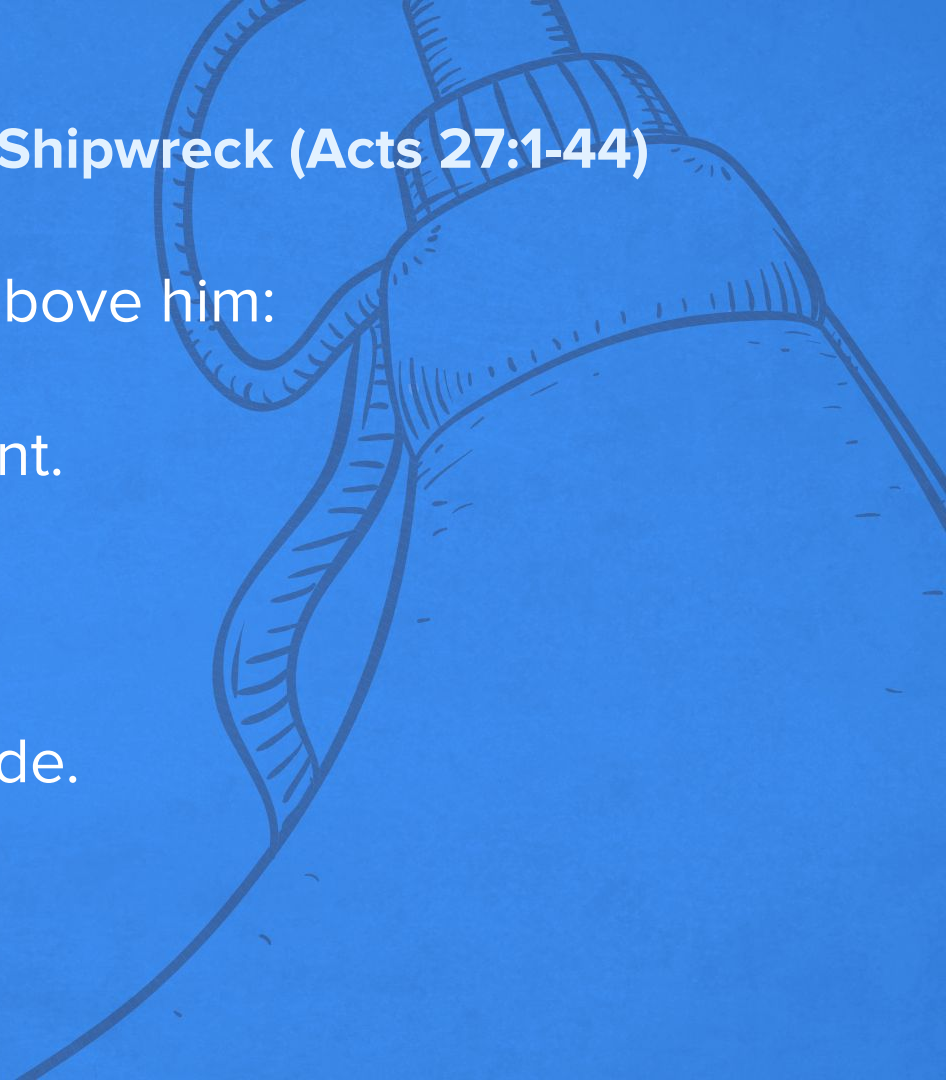
- As an inmate on a virtual prison ship, Paul began with no influence.
- By the end of the voyage, however, everyone was listening to him, including the centurion.
- Paul became the go-to person on that ship.



Biblical Case Study: Paul and the Shipwreck (Acts 27:1-44)

Note how he influenced those above him:

- He took initiative.
- He possessed good judgment.
- He spoke with credibility.
- He spoke with confidence.
- He offered encouragement.
- He modeled a positive attitude.

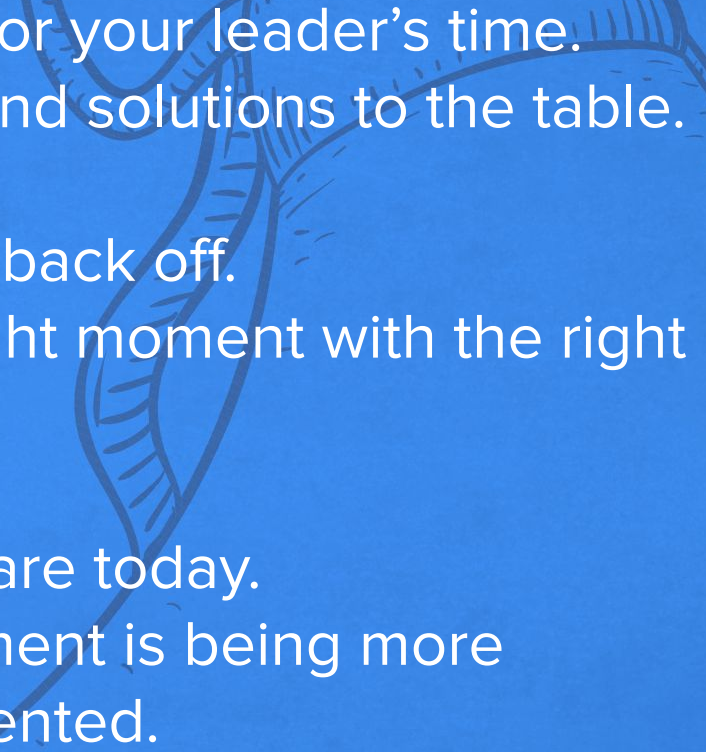


Discussion Time!

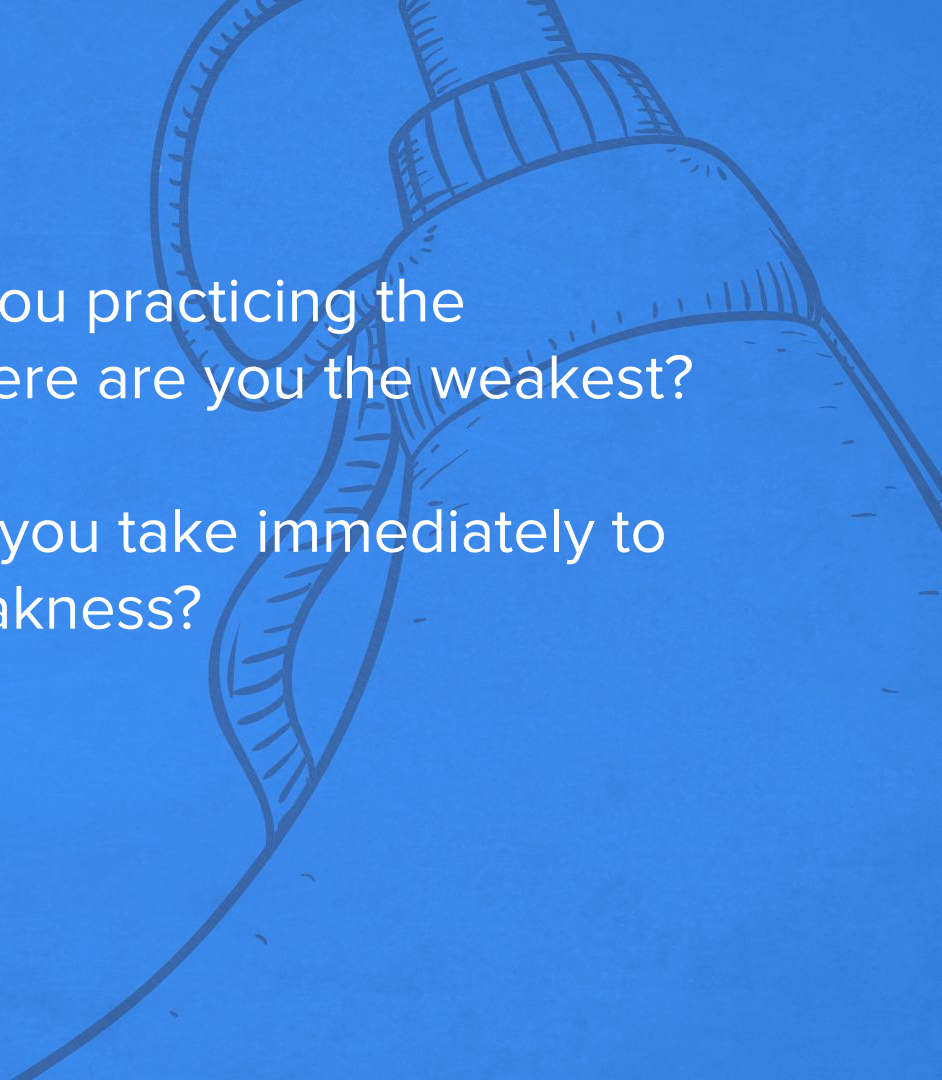
- Do you volunteer to help your leader in challenging times and situations?
- How can you develop as a go-to player for your leader and team?



Other Leading-Up Principles

- Be prepared every time you ask for your leader's time.
 - Bring well thought out ideas and solutions to the table.
 - Communicate efficiently
 - Know when to push and when to back off.
 - Make the right move at the right moment with the right motive.
 - Show improvement and growth
 - Be better tomorrow than you are today.
 - The key to personal development is being more growth-oriented than goal-oriented.
- 

Let's Assess & Apply

- **Assessment:** How well are you practicing the principles in this lesson? Where are you the weakest?
 - **Application:** What steps will you take immediately to improve in your areas of weakness?
- 

Q&A & TAKEAWAYS





Thank you & God bless!

Rick - watson.rick@gmail.com

Tanisha - tanisha.r.watson@gmail.com